

From PVA President

Barb Zanoni



Happy Thanksgiving!
Welcome back Snow Birds!

Our club is in full swing with offerings of classes, workshops and adventures. If you're interested in learning how to draw, check out **Kaj's beginning class**. If you're looking to hone your drawing skills, **Ruth** is teaching an **intermediate class**. Have you always wondered how to use watercolors? Sign up for **Nedda's beginning watercolor class** as she'll teach you all the basics so you'll gain confidence and skill. We have plenty of classes to choose from. Workshops include a watercolor pour, pastels, face/portrait and more! And if you are looking for an adventure, Ruth and Kaj are presenting a **plein air demo** on **November 11th** at the Lakeview Recreation Center. Cost for this exciting outing? **FREE!** Sign up now to secure your spot. We will be meeting at the **Viewpoint Hill Gazebo at Lakeview** for the November Plein Air Event.


We are happy to announce a new column in our newsletter called "**Brushstrokes**", by **Lee Hill**. Lee has a background in art history and art education, which makes her well qualified for giving us interesting art information. She graduated from Rochester Institute of Technology with a degree in illustration, along with graduate classes in education from Syracuse University. She was a public school teacher of art in Binghamton, NY. Later she worked various positions in the performing arts communities of Memphis Tn., and Fort Collins, Co. After 45 years of teaching, training and volunteering, she settled in Arizona and enjoys portrait and/or full figure drawing with mixed media. She is always expanding her knowledge and skills by keeping up with new innovations in art supplies and ideas. Please welcome our new columnist!

On Monday, November 20th, we will be voting for **President, Vice-President, Secretary, and Treasurer**. **Barb Zanoni, Judy Wright and Kathy Palmer** have all agreed to continue another year in their positions. **Josh Thompson** has volunteered for **treasurer**. We will also be accepting nominations from the floor, so if you are interested in any of these positions or know someone who is, please inform **Judy Olsen, nominating chairperson**. We will also be voting on two possible changes to our Rules and Regulations. The changes will be posted on the bulletin board in the art room for your convenience. If you would like to have your vote counted, make sure to come to the gathering/business meeting at noon. Thanks!

See you in the Art Room!

Contact Marion at mwishnefski@msn.com with newsletter submissions

For Up-To-Date PVA information visit PaloVerdeArtists.com



November ARTIST OF THE MONTH



Linda Ruckman



Linda is from Plankinton, SD. Her first drawings were pencil drawings of dress designs for her paper dolls. Her interest in art led her to Walter Foster books on fashion design, animals, figures, and portraiture. She had art projects in elementary school and received a BA in art from Northern State College in Aberdeen, SD. Her career, however, was working for the American Cancer Society in Minnesota in volunteer training and development.


In 1992, Linda met Elizabeth Manfredi, a well known and gifted artist and instructor. Linda attended Elizabeth's painting trip to Brittany the following year and discovered a love of painting landscapes. For two weeks, twice a day, she painted various sites along with a small group of other painters. In the years that followed, she joined Elizabeth on painting trips to Provence, Florence and Genoa and also attended Elizabeth's Saturday morning figure drawing co-op at her St. Paul studio. Many of Linda's paintings have been inspired by photos she took on her trips to Europe.

After her retirement in 2013, Linda and her husband, moved to Sun City, where she joined Palo Verde Artists. At PVA she took classes in pastel and acrylic with Malcolm Blazer and beginning oil with Bruce Cody and regularly attends live model painting on Thursday. She believes art is a journey and feels fortunate to have had instructors who have been of great help to her along the way. Linda states "One of the best things about Sun City art classes is how much you learn not only from the instructors, but from your fellow art students." Linda continues to benefit from classes and workshops. At Palo Verde, Linda has served as treasurer and education co-chair. She is also a member and current president of Artists by the Lake.



New Student Showcase

You are invited to view the new showcase located to the left of the entrance doors of the Palo Verde Art Room. This showcase will be devoted to displaying student art work done in class.



BRUSHSTROKES


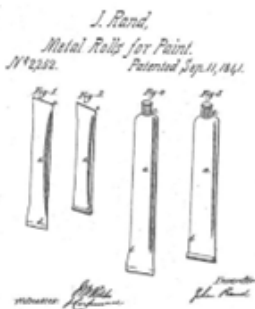
Lee Hill, Guest Columnist



How did a simple American invention change the face of the art world? In the early 1800s, painting was mostly done in a studio and relatively few colors were available because the storage options were too fragile to transport fresh paint easily or keep it for a long time. Outside painting was restricted to watercolors. Traditionally painters and their assistants mixed pigments with linseed oil in small amounts and stored the extra paint in pig bladders tied with a string. To access the paint the container had to be pierced with a pin and artists had to contend with the recurring (and costly) problem of leaky or burst bladders.

In 1841, while residing in London, American portrait painter John Goffe Rand became increasingly frustrated with colors drying out before he could use them. Finding an ingenious solution for storing mixed oil paints, he patented the zinc collapsible paint tube with a screw cap. This revolutionized the artist's palette by offering a range of pre-mixed colors in a portable medium. Secure and lightweight, the paints inside the metal roll remained in stable and workable condition for a considerable period of time. Rand never became famous even though the metal tube he invented also inspired the toothpaste tube, among other things we use every day. The metal tube made paint portable, new colors more widely available and expanded painters' palettes. It enabled artists to paint anything, anywhere, with the brightest and freshest colors. Artistic freedom arrived in a tube.

With their tubes and newly designed portable easels, artists would leave their studios and choose to create "en plein air" in oils instead of being restricted to the use of watercolors. Increased mobility enabled them to capture their "impressions" of light and weather conditions, both in urban and rural settings. (see 3 of the total 30 versions Claude Monet painted of light on the Rouen Cathedral below) The further advancement of chemistry widened the range and variety of colors, enhancing their palettes. The very fact that painters moved out of the traditional enclosed studio or workshop was seen as a rejection of the formal rules of academia which determined what was "accepted" art. That rebellious embrace of open air creation was a crucial step in the march towards further modernist experimentation, making the [Impressionist revolution](#) possible.



"Every child is an artist; the problem is staying an artist when you grow up"

Pablo Picasso



SUN CITY
ARIZONA
Arts and Crafts Festival

The Best After-Thanksgiving Holiday Shopping!

Award-Winning
Handcrafted Items
from More than 40 Clubs!

Jewelry • Stained Glass
Paintings • Ceramics • Calligraphy
Needle Crafts • Leather Crafts
Photography • Lapidary
Wood & Metal Crafts • Pottery
and much, much more!

- FREE ADMISSION
- FREE PARKING
- RAFFLES

Friday, Nov 24 - 8am to 4pm
Saturday, Nov 25 - 8am to 3pm
SUNDIAL RECREATION CENTER
14801 N. 103rd Ave., Sun City, AZ.
SE Corner of 103rd Ave & Boswell Blvd
Food and Beverages Available
No Food, Drinks or Strollers permitted in auditorium
www.suncityaz.org

Reminder:

Sun City
Arts & Crafts Festival
November 24 & 25

Members can enter up to three (3) pieces of artwork for display in the hallway adjacent to the art room.

To participate you must volunteer to work at the festival.

Information for the 2023 Arts and Crafts Festival and sign up sheets are located in the art room.

Continuing -> **Red** New Classes-> **Green**

Workshops -> **Blue** Special Events-> **Purple**

PVA November 2023 Calendar

		Wednesday, November 1	Thursday, November 2	Friday, November 3	Saturday, November 4
		Intermediate Drawing 1 to 4 p.m. Ruth Little	Beginning Watercolor 10 a.m. to 12 Noon Nedda Portraits 1 to 3 p.m.	Intermediate Watercolor 1 to 4 p.m. Ruth Little	
Monday, November 6 Beginning Drawing 9 a.m. to 12 Noon Kaj	Tuesday, November 7 OPEN STUDIO 9- a.m. to 12 Noon	Wednesday, November 8 Watercolor Effects 9 a.m. to 12 Noon Paula Intermediate Drawing 1 to 4 p.m. Ruth Little	Thursday, November 9 Beginning Watercolor 10 a.m. to 12 Noon Nedda Portraits 1 to 3 p.m.	Friday, November 10 Intermediate Watercolor 1 to 4 p.m. Ruth Little	Saturday, November 11 Plein Air Event All Media 9 a.m. to -3 p.m. Kaj and Ruth
Monday, November 13 Beginning Drawing 9 a.m. to 12 Noon Kaj Critique 1 to 3 p.m. Ruth Little	Tuesday, November 14 OPEN STUDIO 9 a.m. to 12 Noon Watercolor & Gold Pen 1 to 4 p.. Nan	Wednesday, November 15 Fantastic Faces 2 9 a.m. to 12 Noon Lee Hill Intermediate Drawing 1 to 4 p.m. Ruth Little	Thursday, November 16 Beginning Watercolor 10 a.m. to 12 Noon Nedda Portraits 1 to 3 p.m.	Friday, November 17 Intermediate Watercolor 1 to 4 p.m. Ruth Little	Saturday, November 18 Watercolor w/Ink 9 a.m. to 4 p.m. Alison
Monday, November 20 Beginning Drawing 9 a.m. to 12 Noon Kaj PVA Meeting 12 NOON Social Hall	Tuesday, November 21 SET UP FOR ARTS & CRAFTS FESTIVAL	Wednesday, November 22 SET UP MEMBERS BOOTHS ARTS & CRAFTS FESTIVAL	Thursday, November 23 THANKSGIVING 	Friday, November 24 ART & CRAFTS FESTIVAL 8 a.m. to 4 p.m. 	Saturday, November 25 ARTS & CRAFTS FESTIVAL 8 a.m. to 3 p.m. 
Monday, November 27 Beginning Drawing 9 a.m. to 12 Noon Kaj	Tuesday, November 28 OPEN STUDIO 9 a.m. to 12 Noon WC, Iridescent Pigments on Black Paper 1 to 4 p.m. Nan	Wednesday, November 29 Intermediate Drawing 1 to 4 p.m. Ruth Little	Thursday, November 30 Beginning Watercolor 10 a.m. to 12 Noon Nedda Portraits 1 to 3 p.m.		